

Cement Stone

- Stone effect
- Suitable for both floor & wall applications
- Frost-proof



grestec.co.uk / 0345 130 2241



ABW33561



ABW33565




ABW33564




ABW33563



ABW33561

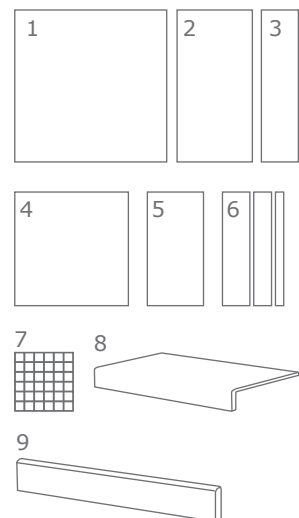


ABW33565



ABW33562



	SIZE (MM)	THICKNESS	FINISHES			ABW33564	ABW33563	ABW33561	ABW33565	ABW33562
1	800x800	11MM	NAT (R9)	-	LAP					
2	400x800	9.5MM	NAT (R9)	-	LAP					
3	200x800	9.5MM	NAT (R9)	-	-					
4	600x600	9.5MM	NAT (R9)	-	LAP					
5	300x600	9.5MM	NAT (R9)	STR (R11/C)	LAP					
6	150x600 / 100x600 / 50x600 mix	9.5MM	NAT (R9)	-	-					
7	50x50 on 300x300 mesh	9.5MM	NAT (R9)	STR (R11/C)	-					
8	165x605 STEP-TREAD	-								
9	65x600/800 SKIRTING	-								



Please note: A structured finish is only available in ABW33561, ABW33564 and ABW33565
REQUEST SAMPLES, PRINT COLOURS MAY VARY.

FIND US ON:





Technical specification

Technical Characteristic	Standard	Average Values	
Water absorption	ISO 10545-3	0.5% < E < 2%	
Sizes	ISO 10545-2	Conforms	
Bending strength	ISO 10545-4	32N/mm ²	
Breaking strength	ISO 10545-4	Conforms	
Resistance to thermal shock	ISO 10545-9	Resistant	
Resistance to chemical products	ISO 10545-13	Resistant	
Resistance to staining	ISO 10545-14	Resistant	
Slip resistance (Shod)	DIN 51130	Natural - R9	Structured- R11
Slip resistance (Barefoot)	D1N 51097	Structured- C	

Cleaning and maintenance advice

Initial washing

The initial washing is fundamental for good treatment results. The initial washing is aimed at removing any laying residues and building grime.

Product	Deterdek (1:5 diluted in water)
Coverage	Deterdek (5 l per 100m ²)
Equipment	Single-disc professional polisher, liquid vacuum cleaner and cloth
Procedure	<ul style="list-style-type: none"> • After the floor is swept and soaked with water, spread the diluted Deterdek onto the floor. • Then scour with single-disc professional polisher. • Vacuum the residue, rinse the floor well and then mop with a liquid vacuum cleaner or a cloth.

Routine maintenance

The aim of the routine maintenance is to remove dirt and scuff marks. Must be carried out regularly.

Product	Filacleaner (Diluted 1:50 in warm water)
Equipment	Cloth or mop (For large areas the use of a cleaning machine is recommended)
Procedure	<ul style="list-style-type: none"> • Dilute Filacleaner in warm water • Wipe a cloth wet with the solution over the floor • Rinse the floor in case of concentrated solutions of Filacleaner

Special maintenance

Special maintenance is carried out in case of very stubborn dirt, when the routine maintenance is not enough to restore the original look of the surface.

Product	Fila PS/87 (1:5 diluted in water)
Coverage	5 l per 100m ² (when diluted 1:5)
Equipment	Single-disc professional polisher
Procedure	<ul style="list-style-type: none"> • Dilute Fila PS/87 in 1:5 in water • Apply to the floor previously soaked with water and leave for a few minutes • Scrub with a single disc professional polisher • Mop up residue with a liquid vacuum cleaner or cloth

FIND US ON:

